

Remote Lesson #35

Theme: Fathers
Storytime: The 10 Best Things About My Dad
Reader: Mrs. Steele
Learning Corner: Math - counting and shape recognition, Letter Ff
Parent Corner: Parenting Tips for Dads

Fathers

Storytime: The 10 Best Things About My Dad
<https://youtu.be/bOJLIs0c17Y>
Reader: Mrs. Steele



This Father's Day, surprise Dad with a personalized cookie pop made from Nilla Wafers and a chocolate filling.

Recipe: Lollypapas from Parents.com

To make it, microwave 2 tablespoons chocolate chips according to the package directions. Use a spoon to spread about a teaspoon of the chocolate on the back of a Nilla Wafer. Center a lollipop stick (available at craft stores) in the chocolate, then place another cookie on top. Let the chocolate set.

Mold and snip fruit chews and soft candy (we used Tootsie Roll Midgees, Tootsie Fruit Rolls, and spice drops) to make hair and other features. If needed, reheat the remaining chocolate in 10-second bursts until it's melted, then transfer it to a ziplock bag. Snip off a corner of the bag, then pipe on the chocolate to attach the candy pieces and white confetti sprinkle eyes.


Use a black edible food marker to draw pupils and other details. Finish by taping a card stock shirt to the lollipop stick.

Idea by Lindsay Ann Morton

Craft: Dad's Day Crown from Parents.com

Dad's Day Crown Craft

What better way to let the Big Guy know he's king of your heart than with a homemade crown of starry good wishes?



PHILLIP GRAYBILL

Here's how (it's easy, Mom):

1. Use one of Dad's hats to measure his head size.
2. Cut a 5-inch-wide piece of sturdy craft paper to this length, and tape ends together.
3. Use a paper punch to make a star border along the top.
4. Punch out more stars from colored paper and add them to the outside.
5. Glue medium-sized chipboard letters (get them at createforless.com) to colored Popsicle sticks, and tape to the inside front of the crown.

Math Songs:

Ten Kids Went to Play

<https://www.starfall.com/h/mathsongs/vfs262248148?>

Count to 20 Workout

https://youtu.be/_MVzXKfr6e8


Name the Shape

<https://youtu.be/svrkthG2950>

Cookie Counting

A vertical list of numbers 1 through 6, each formed by dotted lines for tracing. A dashed line connects the number 4 to the fourth row of a grid. The grid consists of six horizontal rows, each containing a different number of cookies: 4, 1, 6, 5, 3, and 2. Each cookie is a brown circle with black dots representing chocolate chips.

Color and Count the Fish



1- blue

2- red

3- yellow

4- green

5- purple

6- orange

How Many?



Color the numbers and trace the words.

Name: _____

1

one

2

two

3

three

4

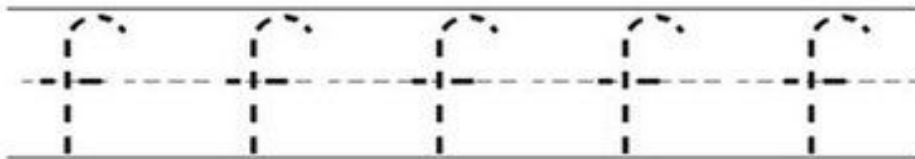
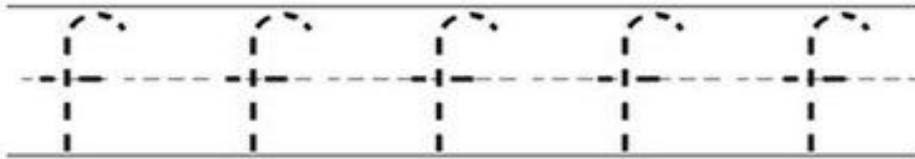
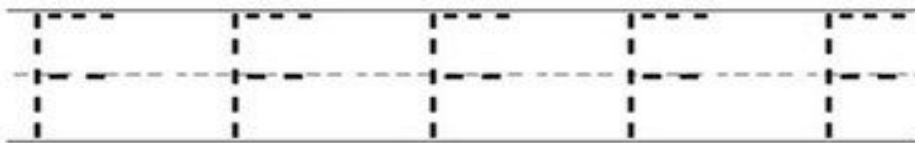
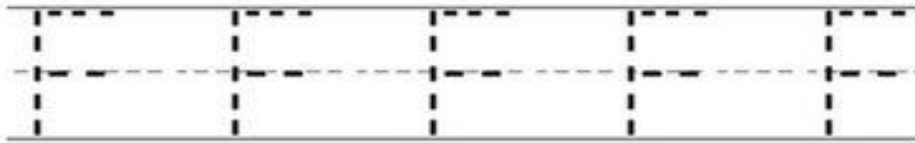
four

5

five


Letter Ff is for Father

Practice writing the letter F.



I spy the letter F.

Find and color the letter F



Parent Corner

Parenting: 8 Tips for Dads

<https://www.psychologytoday.com/us/blog/the-power-prime/201012/parenting-8-tips-dads>

