

Remote Lesson #22

Theme: The Farm

Storytime: [The Little Red Hen](#)

Letter of the Week: Alphabet Review

Parent Corner: Summer Fun Ideas for Preschoolers

The Farm

Storytime: [The Little Red Hen](#)

<https://youtu.be/HJB230SfRgU>

Craft: Little Red Hen from Fantastic Fun and Learning



<https://www.fantasticfunandlearning.com/wp-content/uploads/2014/02/Little-Red-Hen-Craft-Templates-Black-and-White.pdf>




RECIPE COURTESY OF FOOD NETWORK KITCHEN

<https://www.foodnetwork.com/recipes/food-network-kitchen/kids-can-make-homemade-bread-36>

[86283](#)

Writing: For this activity, I would recommend an adult write the missing word with a highlighter and the child trace over the letters to form the word.

<https://members.enchantedlearning.com/books/farm/barn/AnimalsinBarnBook-EnchantedLearning.pdf>



Video: PBS Kids Super Why: The Little Red Hen and the importance of lending a hand

<https://florida.pbslearningmedia.org/resource/b3802fce-2b82-496b-83bb-2e62e75144f3/b3802fce-2b82-496b-83bb-2e62e75144f3/>

Alphabet Review

Alphabet Activity:

Grab and Pull a Letter Load by growingbookbybook.com


[Alphabet Activities: Letter Pull](#)

Song: Jack Hartmann "The Alphabet" (Letters and Sounds)


<https://youtu.be/lhX064AiyGg>

Writing: Match uppercase and lowercase letters

<https://members.enchantedlearning.com/alphabet/matchupperlowercase/MatchLetters-EnchantedLearning.pdf>



<https://easypeasylearners.com/wp-content/uploads/2017/03/Alphabet-Do-a-Dot-Black-and-White-Printable.pdf>



Parent Corner



“The first part of the obstacle course was the water balloon pinatas. I first saw this idea at [Scrap Happy Heather](#), and I thought it was brilliant. This was really fun, but it was more challenging than I thought. I imagined they would explode right away, but instead it took quite a number of hits. I’m wondering if mine were too high. It was fun though.” from Meaningfulmama.com



“Directions for making giant bubbles Add water to the kiddie pool, then add a cup or two of dish soap. Gently mix the water and soap together. We didn’t use a specific “recipe”, as we found we got better bubbles just using Dawn and water. Once the soapy water is mixed, grab a hula hoop and an excited kiddo! Place the hula hoop into the kiddie pool, then have the child stand in the middle of the hula hoop. Bring the hula hoop up as evenly as possible, and you have a giggling child inside of a giant bubble!” from MakeandTakes.com



Cardboard Car Wash

<https://nontoygifts.com/diy-cardboard-car-wash/>