

Remote Lesson #16

Theme: Mothers/Teachers/Flowers
Storytime: I Love Mom Guest Readers: The Steele Kids
Letter of the Week: Yy
Parent Corner: Swim Safety

Teachers



Yesterday, May 5th, was National Teacher Appreciation Day. A thoughtful parent contacted me to see if I could distribute cards to our teachers. I think this is a wonderful idea and definitely well-deserved. If your child would like to make a card/note/drawing for his or her teacher please mail it to the school. I will pick up the mail and forward it to the teachers.

Mothers

Storytime: [I Love Mom](https://youtu.be/r53vmO0nJKs) by Camilla de la Bedoyere
<https://youtu.be/r53vmO0nJKs>



Flowers

Storytime: Listen to a story about 10 flowers who wanted to be butterflies.
Learn the different ways to make the number 10.

[Ten Magic Butterflies - Read Aloud Picture Book | Brightly Storytime](#)

Craft: Bubble Wrap Flowers
Excerpt from RoyalBaloo.com

"We're really excited for spring to come and the boys are loving the springy crafts we've been doing! We recently received a few packages with bubble wrap in them, and I've been dying to do a bubble wrap craft! So, bubble wrap flowers it was!



I started off by making some flower petal stamps. I cut the petal shape out of the box and bubble wrap.



I glued the bubble wrap to the cardboard box, and then I glued a bottle cap to the back (to act as a handle)



After the stamps had dried, we got ready to use them! The boys wanted pink and purple flowers, so I set them up with a plate of paint and their stamps. We decided to use legal size paper to have nice long flowers.





And added stems using green paint. We made leaves with our thumbs!



Letter Yy

Activities:

Letter Bag - Make a letter bag or box. Write Yy on the outside. Practice the letter sound. Search for things that begin with this letter.

Yarn Ys - Cut a large letter Y shape out of cardboard or heavy paper. Let your child dip yarn pieces into the glue and then arrange them on their letter shape.

Yellow Collage - Write the word Yellow on a paper and place on a cookie sheet. Have your child look for items that are yellow. Display them on the cookie tray.

Yam - Grow a yam. Take a yam/sweet potato and stick several toothpicks around it. Get a glass or plastic container and label it with the letter Y. Fill the glass halfway with water. Take the yam and balance it in the glass of water and place it in a sunny spot. The yam will grow roots in the water and leaves will emerge from the 'eyes'. Then you can plant it in a pot or in the ground. Some ideas adapted from [Alphabet Theme-a-saurus](#) by Jean Warren

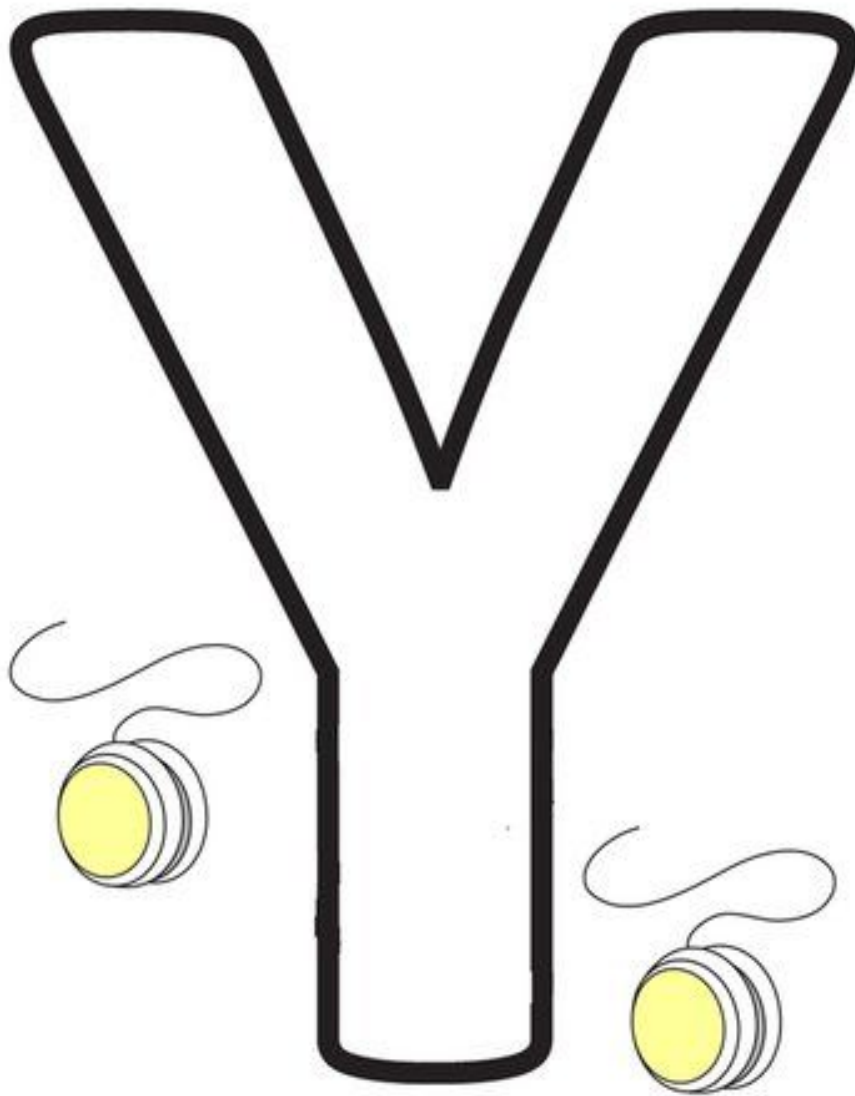
Yummy or Yucky??? From Teachbesideme.com

Create a chart and label it with pictures and words. Collect a variety of foods that kids may or may not like. Let them taste them, then mark on the chart if they think it is yummy or yucky.



Writing:

Color the letter Y.




I can trace and color the letter Y!




I spy the letter Y.

Find and color the letter Y



Circle the uppercase letter Y's.



y

Y

y

Y

y

y

Y

Y


Y

Color each letter Y.



Cut and paste the Y words.

Y



yolk

yo-yo

yellow

Numbers and counting:

Color, count, read, and write Numbers 1 - 10

<http://cleverlearner.com/number-activities/images/count-and-write-03-free-preschool-worksheet.pdf>

<http://cleverlearner.com/number-activities/images/count-and-write-04-free-preschool-worksheet.pdf>

Draw, color, count, write

[t.pdf](#)

Color, count, circle the correct number

<http://cleverlearner.com/number-activities/images/counting-preschool-number-worksheets-07.pdf>

<http://cleverlearner.com/number-activities/images/counting-preschool-number-worksheets-08.pdf>

<http://cleverlearner.com/number-activities/images/counting-preschool-number-worksheets-09.pdf>

<http://cleverlearner.com/number-activities/images/counting-preschool-number-worksheets-10.pdf>

Parent Corner

May is pool safety month. Here is an article and some videos to keep everyone in your family safe around the water.

[Swim Safety Tips](#)

Splash! Splash! Water Safety Song for Kids from Do2learn

<https://youtu.be/ORE6oNJvBUl>

Disney Jr. Pool Safety Video for Children

<https://youtu.be/HV8jZmeAGY0>

The beaches are open and the water is magnificent. I took a walk early in the morning and there were very few people around. I recommend getting out and soaking up God's beautiful creation! It really buoys the spirit! Just remember to follow safe distancing guidelines. Have fun!