

Remote Lesson #13

Theme: Bears
Letter of the Week: Xx
Numbers: 1 - 10
Parent Resource Corner: Math and Stem Resources

Bears

Storytime: The Bears and the Great Big Storm

<https://youtu.be/rFwiMsf8gYg>

If I was reading this book in person, I would stop and ask the children to predict what might happen next. I would also ask them to point out details in the pictures such as, “ Can you find the smallest bear in the picture?” or “What does the big bear’s facial expression tell you about how he feels inside?” When the story is through, you can ask your child to retell it in his/her own words. Maybe they can tell you about a time when they felt scared. This is a great opportunity to remind them that just like you love them, God loves them and will always be with them. When they feel scared they can talk to Him.

Craft: Puppets

Make puppets from small brown lunch bags or socks. Use your imagination to create different animals. Drape a sheet over a table or hide behind the sofa to put on a show.

Paper Bag Puppets

Supplies needed:

- Paper bags
- Scraps of construction paper
- Glue
- Scissors
- Markers or crayons
- Optional - googly eyes, pipe cleaners for whiskers



Brown Bear

Cut out ears, eyes, and paws. Glue them to the bear. Using a black crayon or marker, draw a nose and mouth. Cut out tiny claws and glue them to the paws.

Craft:

Bear Track Stamping

To create this stamp, carve a paw shape out of a potato to create a stamper. To make it easier to hold, cut a wedge out of the top of the potato on either side for the handle.

Then use brown paint and *lots* of paper to stamp bear tracks.



Tot School BEAR TRACK STAMPING

Recipe: **Bear Pancakes**



<https://www.theginghamapron.com/teddy-bear-pancakes/>

Song: Teddy Bear, Teddy Bear Turn Around

<https://youtu.be/76wc4xdgzGk>

Video: Polar Bear Live Cam from the San Diego Zoo

<https://zoo.sandiegozoo.org/cams/polar-cam>


Brown Bear Printout and Information

<https://members.enchantedlearning.com/subjects/mammals/bear/Brownbearsimple.shtml>


Polar Bear Printout and Information

<https://members.enchantedlearning.com/subjects/mammals/bear/Polarbearcoloring.shtml>

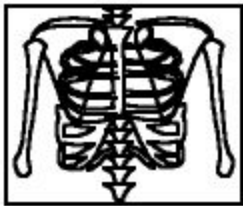
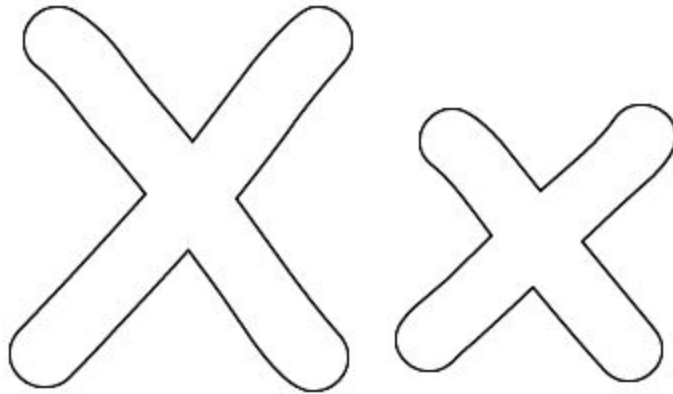
Letter Xx



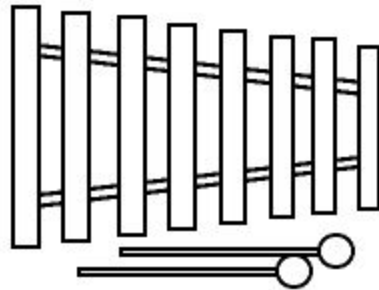
xenops



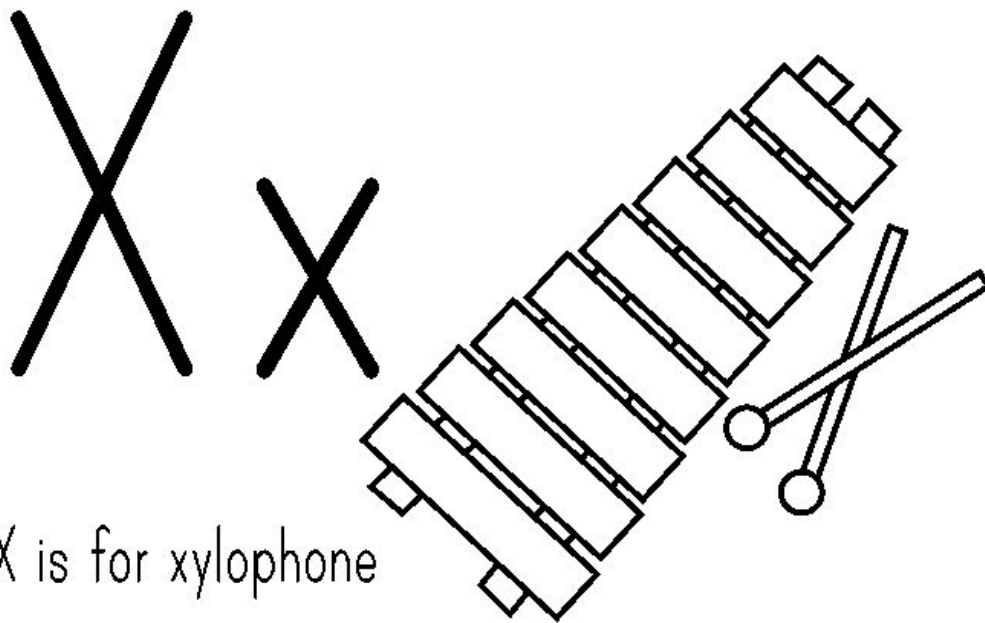
Xiaosaurus



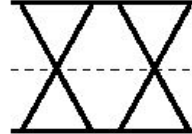
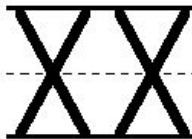
x-ray



xylophone



X is for xylophone



Writing Activity: Xs are for Kisses

Make greeting cards to give parents, siblings or grandparents. Give your child a folded piece of construction paper with "I Love You" or "You Are Special" printed on the front. Let your child add decorations as desired. Inside each card print "Xs are for Kisses". Help your child sign his or her name. Then let the child print as many X "kisses" as they wish on the insides of their cards.

(from Alphabet Theme-A-Saurus)

Printable Alphabet Book

<https://members.enchantedlearning.com/letters/big/BigLetters-EnchantedLearning.pdf>

Advanced Animal Alphabet Book

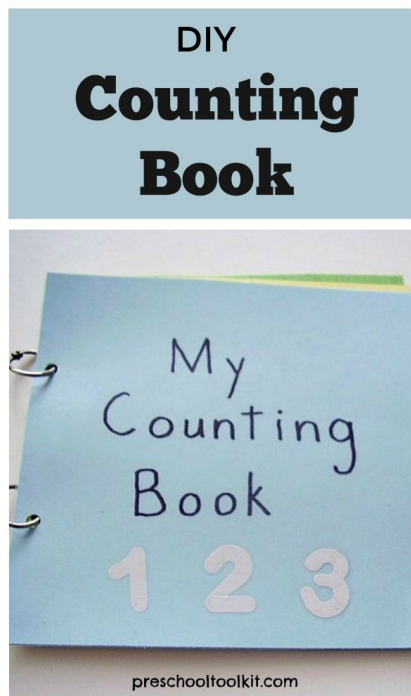
<https://members.enchantedlearning.com/books/animals/animalalphabet/AnimalAlphabetBook2-EnchantedLearning.pdf>

Numbers 1 - 10:

Free Worksheets from Clever Learner

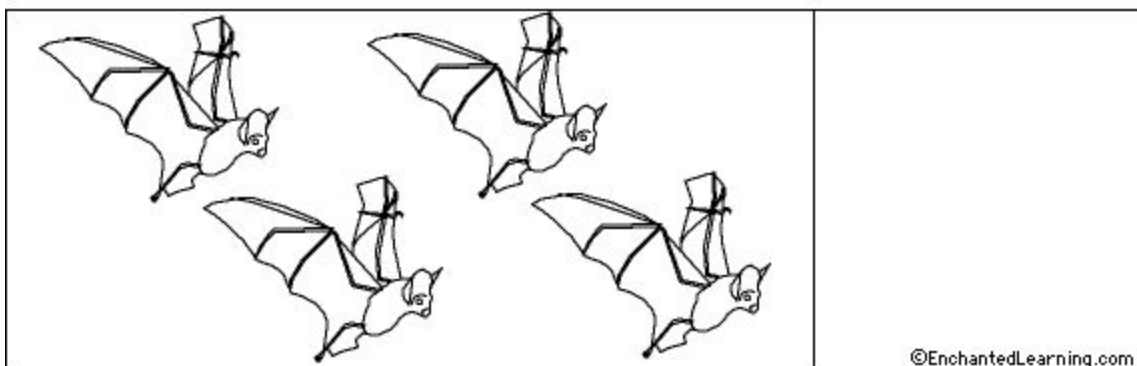

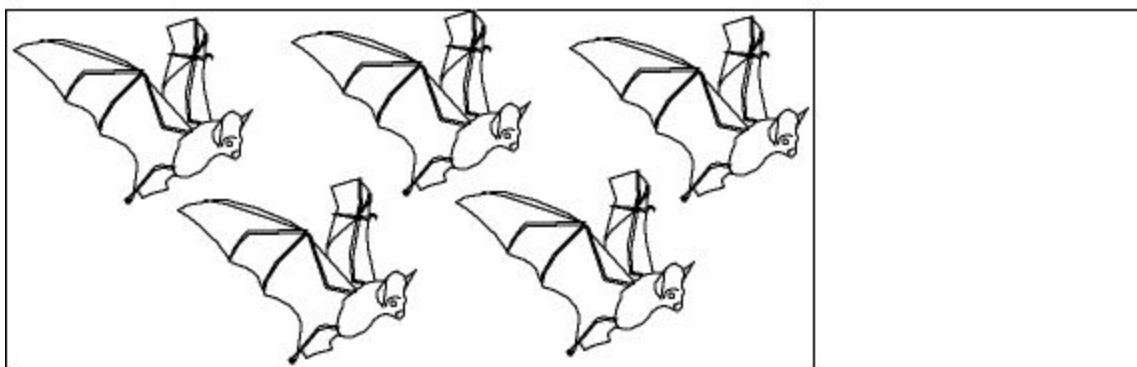

<http://cleverlearner.com/number-activities/matching-numbers-worksheets-for-preschoolers.html>

Make your own counting book.

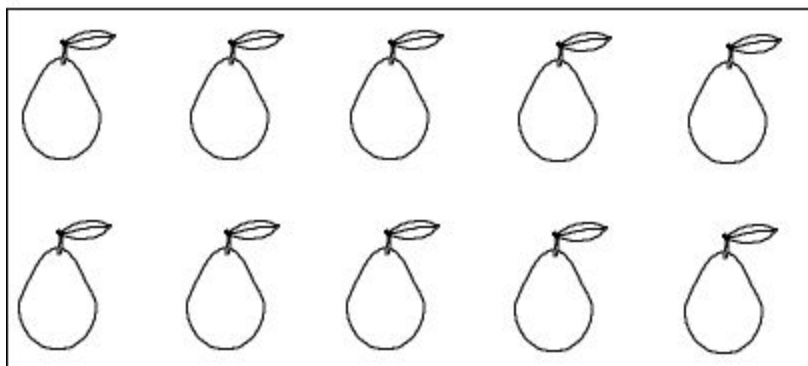


<https://preschooltoolkit.com/blog/my-counting-book/>

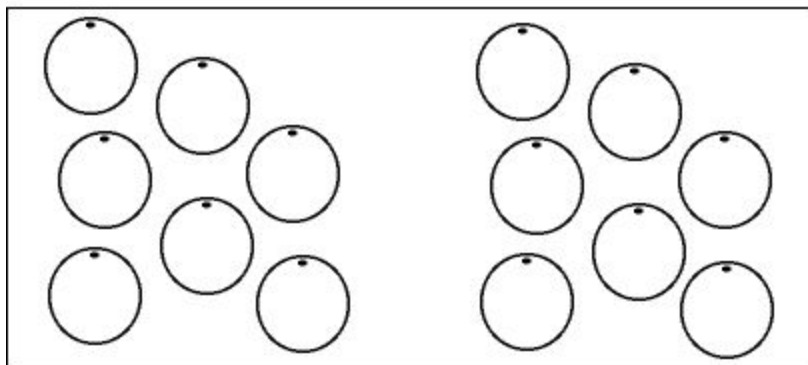
How many bats?



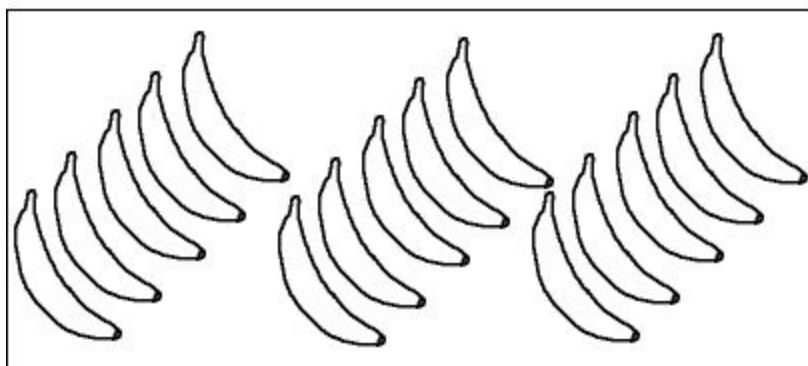
How many?



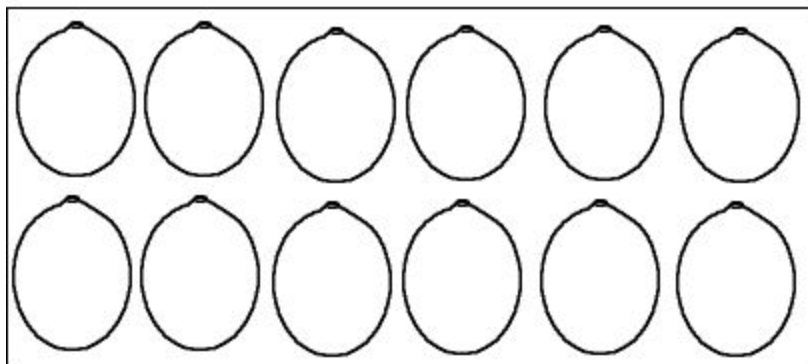
How many pears?



How many oranges?



How many bananas?



How many lemons?



123's



Trace the numbers.

0 0 0 0

1 1 1 1

2 2 2 2

3 3 3 3

4 4 4 4

5 5 5 5

6 6 6 6

7 7 7 7

8 8 8 8

9 9 9 9

10 10 10 10

Parent Corner

[Early Learning and Developmental Standards](#)

Math and Stem Resources for Families from the Office of Early Learning

[Video: Everyday Fun with Addition and...](#)

[Everyday Fun With Technology and Engineering: Let's Talk About STEM Video](#)

Math is Everywhere Toolkit

[Math](#)